


# Access from the hotel to Yumeshima Station




1 Depart from the entrance next to Patisserie SATSUKI on the lobby floor.



2 Go outside and turn right.



3 Cross the pedestrian crossing in front of YOMIURI TV Building.



4 With the statue of “Detective Conan” on your right, go straight along the river.



5 Straight ahead is the entrance to OSAKA METRO “Osaka Business Park Station” .



6 Continue through the underground passage and go through the ticket gates.



- 7 Take the train departing from the “Shinsaibashi/Taisho direction” on Line 2.




- 8 One stop will bring you to “Morinomiya Station,” so first go up the escalator or stairs.



- 9 Change to a train bound for Yumeshima on the Chuo Line. All trains stop at the last stop, “Yumeshima Station” .



- 10 After arriving at Yumeshima Station, take the escalator or stairs to the ticket gate.



- 11 After arriving at Yumeshima Station, go through the ticket gate and turn left.



- 12 After going to the ground level, you will see the “East Gate” on your left side. This is the entrance. Please enjoy the EXPO 2025!